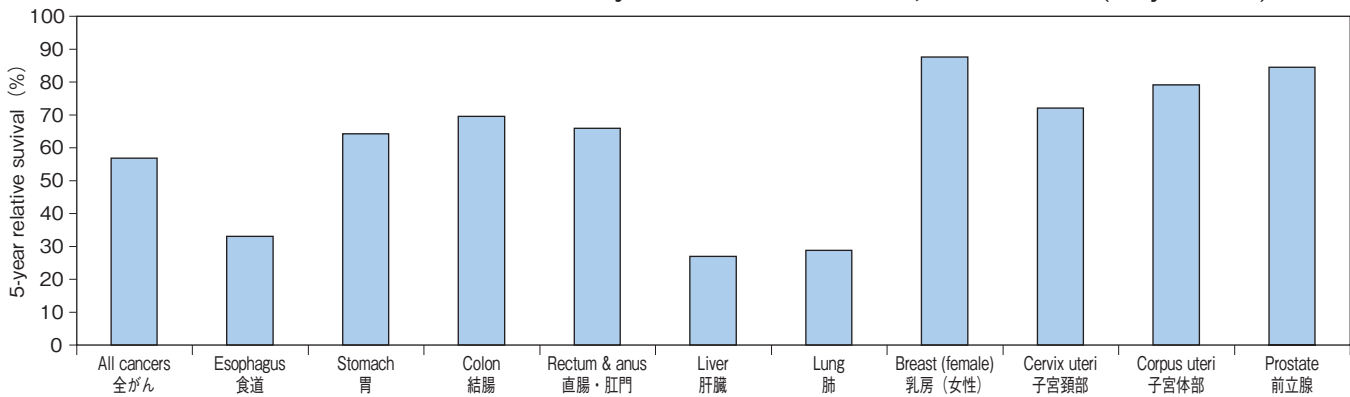
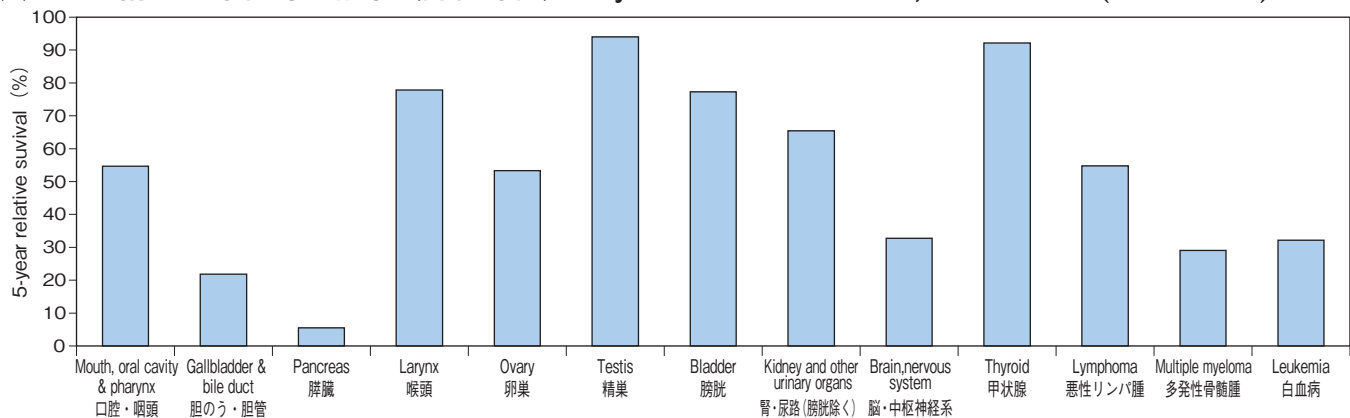


(1) 男女計 5年相対生存率 (主要部位) 5-year Relative Survival, Both Sexes (major sites)



(2) 男女計 5年相対生存率 (詳細部位) 5-year Relative Survival, Both Sexes (minor sites)



◆ 地域がん登録における2000~2002年の診断例の全がんの5年相対生存率は56.9%。

◆ 生存率が高い部位は、乳房 (女性)、子宮、前立腺、精巣、甲状腺。

◆ 生存率が低い部位は、食道、肝臓、肺、胆のう・胆管、膵臓、多発性骨髄腫、白血病。

◆ 5-year relative survival rate for cancer patients diagnosed in 2000-2002 was 56.9% in population-based cancer registry.

◆ Survival rates were high for breast (females), uterus, testis and thyroid.

◆ Survival rates were low for esophagus, liver, lung, gallbladder, pancreas, multiple myeloma, and leukaemia.

(1) 主要部位

6つの府県 (宮城、山形、新潟、福井、大阪、長崎) の地域がん登録において2000-2002年に診断された患者¹⁾の主要部位の5年相対生存率をみると、全がんの生存率は56.9%である。胃、結腸、直腸では64~70%に分布し、全がんよりやや高い値である。乳房、子宮頸部、子宮体部、前立腺では72~88%と比較的生存率が高く、食道、肝臓、および肺では27~33%と生存率が低い。

(2) 詳細部位

詳細部位のがんの5年相対生存率をみると、喉頭および膀胱は78~80%と比較的生存率が高く、精巣と甲状腺は90%以上の高い生存率を示す。胆のう・胆管、膵臓、多発性骨髄腫、白血病では6~32%と生存率が低い。

(1) Major sites

According to data from cancer registries in 6 prefectures (Miyagi, Yamagata, Niigata, Fukui, Osaka, and Nagasaki), the 5-year relative survival rate for cancer patients¹⁾ diagnosed in 2000-2002 was 56.9%. The 5-year relative survival rates for cancer of the stomach, colon, and rectum were slightly higher than that of all-cancers, ranging from 64% to 70%. Cancer of the breast and cervix uteri, corpus uteri, and prostate showed higher survival rates (ranging from 72% to 88%), while esophagus, liver, and lung showed lower survival rates, ranging from 27% to 33%.

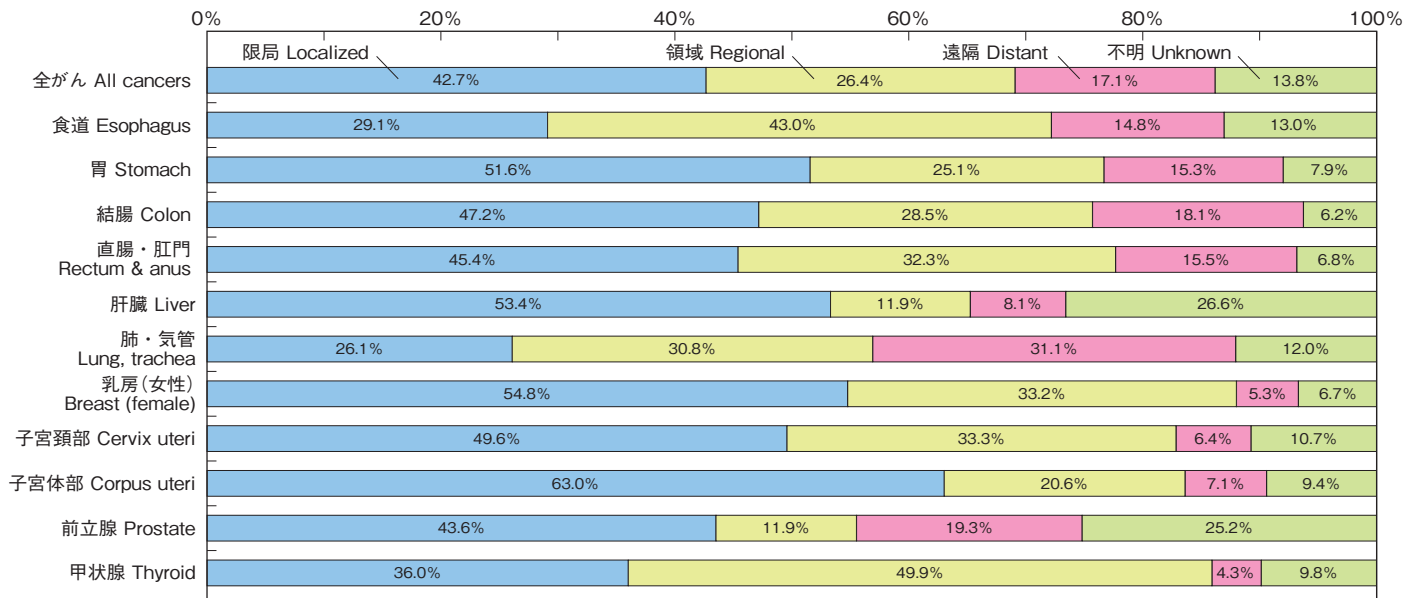
(2) Other sites and childhood cancer

Cancer of the Larynx and Bladder showed relatively high 5-year relative survival rates around 78-80%, and cancer of the testis and thyroid showed even higher survival (over 90%). Gallbladder, pancreas, multiple myeloma, and leukemia showed low survival rates ranging from 6% to 32%.

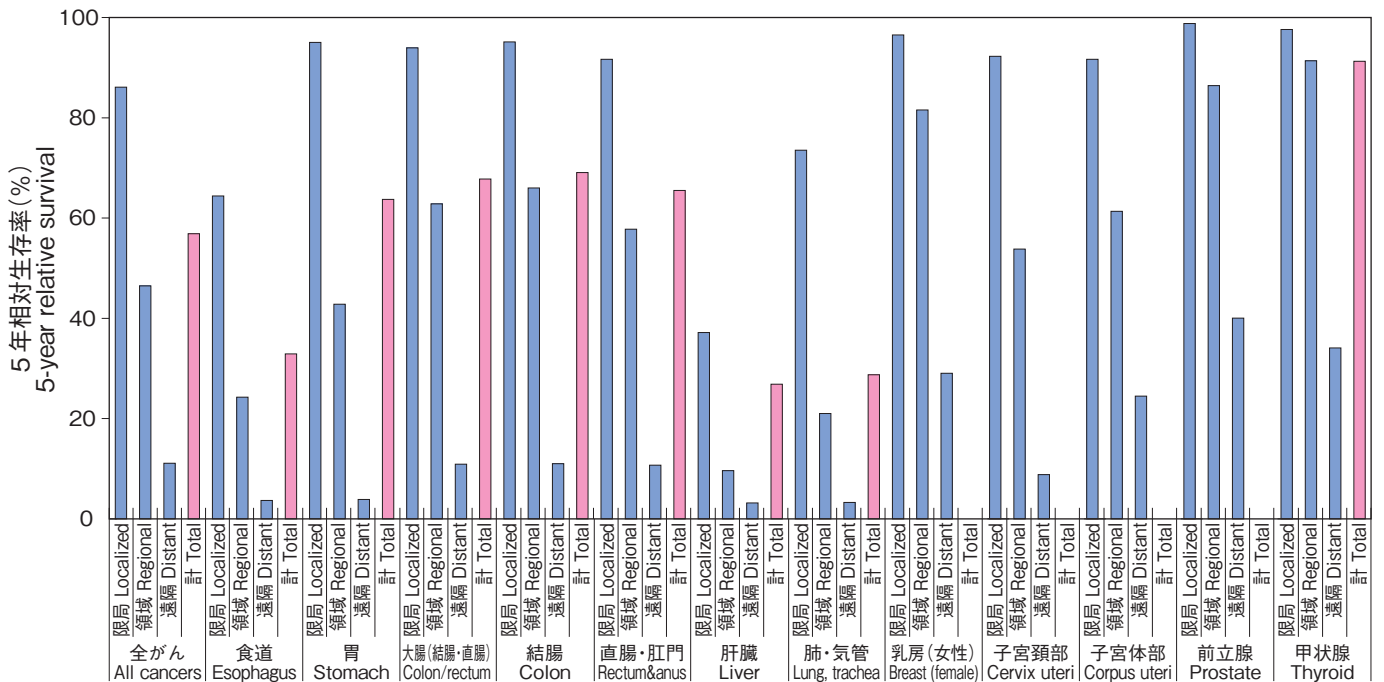
(注) 1) 上皮内がん、大腸粘膜がん、および多重がんのある患者の第2がん以降を除く。

Note: 1) Primary cancer only. Carcinoma in situ and mucosal cancer cases of colon/rectum were excluded. In the case of multiple cancers, only the rst-diagnosed cancer was analyzed.

(3) 臨床進行度分布 男女計 Distribution of Clinical Stages, Both Sexes



(4) 臨床進行度別5年相対生存率 男女計 5-year Relative Survival Rate by Clinical Stages, Both Sexes



(3) 臨床進行度分布 (特定部位)

6つの府県(宮城、山形、新潟、福井、大阪、長崎)の地域がん登録において2000-2002年に診断された患者の診断時の臨床進行度分布をみると、がんが原発臓器・組織に「限局」しているものの割合は、胃、結腸、直腸、肝臓、子宮頸部の各がんでは52~50%、乳房と子宮体部ではそれぞれ55%、63%と比較的高く、肺では26%と低い。

(4) 臨床進行度別5年相対生存率

臨床進行度別の5年相対生存率をみると、臨床病期が「限局」の生存率は、胃、結腸、直腸、乳房、子宮、前立腺では96-99.7%に分布し良好だが、肺では74%、肝臓では38%と比較的不良である。所属リンパ節に転移があるか隣接臓器・組織に浸潤している「領域」の生存率は、胃、結腸、直腸、子宮、前立腺では43~87%に分布したが、肝臓では10%、肺では21%と不良である。さらに進展した「遠隔」の生存率は、乳房、子宮、前立腺および甲状腺を除けばいずれも11%以下と極めて不良である。

(3) Distribution of stage at diagnosis

According to data from cancer registries in 6 prefectures (Miyagi, Yamagata, Niigata, Fukui, Osaka, and Nagasaki), cancer classified as “localized” accounted for 52-50% for stomach, colon, rectum, liver, and cervix uteri, 55% and 63% for breast and corpus uteri, respectively, and 26% for lung cancer.

(4) 5-year relative survival rate, by stage

The 5-year relative survival rates for “localized” cancer of the stomach, colon, rectum, breast, uterus, and prostate were high, ranging from 96% to 99.7%, while for liver and lung even “localized” cancer showed low survival rates (38% and 74%, respectively). The survival rates for “regional” cancer of the stomach, colon, rectum, uterus, and prostate ranged from 43% to 87%, while those for liver and lung were 10% and 21%, respectively. The survival rates for cancer classified as “distant” were lower than 11%, except for breast, uterus, prostate and thyroid.